



<http://www.diva-portal.org>

Postprint

This is the accepted version of a paper published in *Organic Letters*. This paper has been peer-reviewed but does not include the final publisher proof-corrections or journal pagination.

Citation for the original published paper (version of record):

Gigant, N., Bäckvall, J-E. (2014)

Access to Cinnamyl Derivatives from Arenes and Allyl Esters by a Biomimetic Aerobic Oxidative Dehydrogenative Coupling.

Organic Letters, 16(6): 1664-1667

<http://dx.doi.org/10.1021/ol500326g>

Access to the published version may require subscription.

N.B. When citing this work, cite the original published paper.

Permanent link to this version:

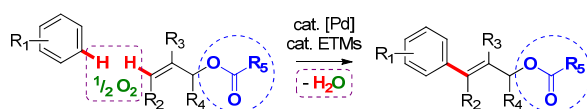
<http://urn.kb.se/resolve?urn=urn:nbn:se:su:diva-103297>

Access to Cinnamyl Derivatives from Arenes and Allyl Esters by a Biomimetic Aerobic Oxidative Dehydrogenative Coupling

Nicolas Gigant and Jan-E. Bäckvall*

Department of Organic Chemistry, Arrhenius Laboratory, Stockholm University, SE-106 91 Stockholm, Sweden

Supporting Information Placeholder



ABSTRACT: An efficient biomimetic aerobic oxidative dehydrogenative alkenylation of arenes with allyl esters is presented. The reaction proceeds under an ambient pressure of oxygen with relatively low catalyst loading of palladium acetate, employing catalytic amounts of electron-transfer mediators (ETMs). This study represents a new environmentally friendly method for the synthesis of cinnamyl derivatives.

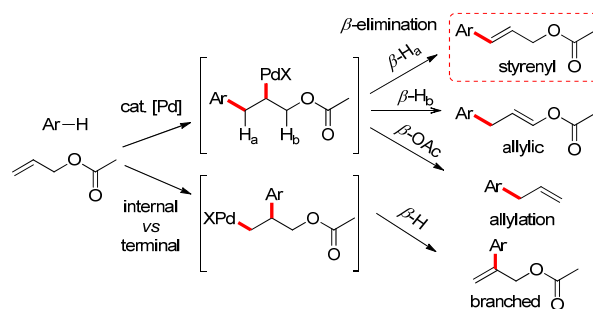
Owing to the versatility of the cinnamyl moiety as an indispensable component of many synthetic building blocks, natural products, and drug candidates, its fast and easy construction remains a continuous challenge.¹ For instance, transition-metal-catalyzed direct C-H activation offers a powerful and economical method to create C-C bonds without the conventional prefunctionalization.² In particular, direct cross-dehydrogenative coupling reactions are amongst the best strategies to link two C-H bonds together, producing only water as the molecular byproduct. Among these transformations, the intermolecular coupling of arenes and alkenes, also called “dehydrogenative Heck reaction”, first explored by Fujiwara and Moritani,³ has attracted considerable attention during the past decade.⁴ Indeed this reaction has been used to develop new methodologies for application in total synthesis.⁵

Despite recent major advancements, the “green” aspect of these transformations is often widely affected by the use of relatively high catalyst loading, stoichiometric or often over-stoichiometric amounts of non-environmentally friendly additives (Cu(II), Ag(I), etc.) and sometimes expensive sacrificial oxidants other than ideal molecular oxygen. The activation of the stable C-H bond and the catalyst regeneration to its active form are unfortunately not favored processes. In addition, the scope of alkenes is generally restricted to “activated” partners, like electron-deficient olefins and styrene derivatives. Even if allyl esters have been extensively studied as allylic alkylation reagents to create new C-C bonds,⁶ their reactivity in the Heck reaction has only recently attracted attention due to the competing selectivities (Scheme 1).⁷ The outcome of the reaction depends on: (i) Pd insertion (internal vs terminal), (ii) selectivity in β elimination (β -H vs β -OAc) and (iii) elimination regioselectivity (allylic vs styrenyl).

An ongoing area of research in our laboratory is the development of green and sustainable methodologies for the formation of new C-C bonds.⁸ Toward this end, we envisaged to explore a selective oxidative coupling between simple arenes and allyl esters *via* a biomimetic approach. With this strategy,

catalytic electron-transfer mediators (ETMs) – e.g. a benzoquinone derivative and an oxygen-activating metal-containing macrocycle – interact to decrease the barrier between the reduced catalyst and O₂ (Scheme 2).⁹ In this way a low-energy pathway is created between Pd and O₂, circumventing the high-energy pathway often associated with reoxidation of Pd by O₂. In this paper, we report our results regarding the aerobic oxidative coupling of arenes and allyl esters through a biomimetic approach and this new environmentally friendly method overcomes several of the limitations mentioned above.

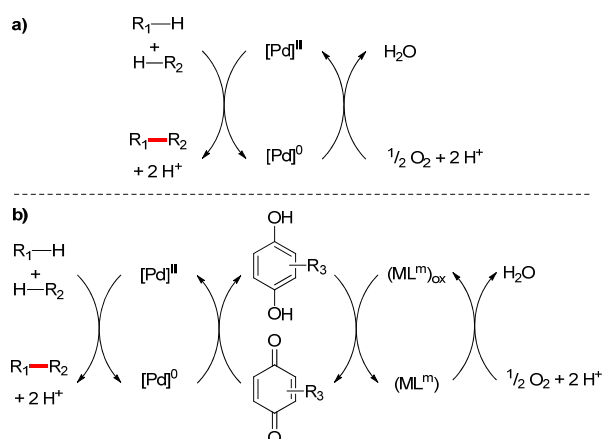
Scheme 1. Competitive Pathways in the Heck Coupling between Arenes and Allyl Esters.



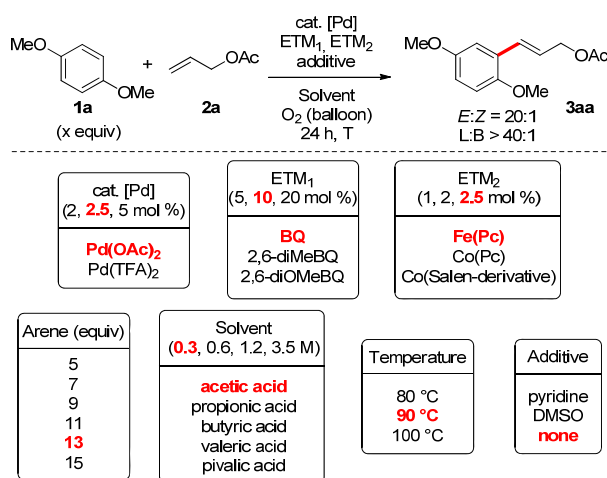
To investigate the Pd-catalyzed aerobic biomimetic coupling, 1,4-dimethoxybenzene (**1a**) and allyl acetate (**2a**) were chosen as model substrates for the initial optimization of the reaction conditions (Scheme 3).¹⁰ The seven tested parameters are depicted in Scheme 3. Pd(OAc)₂ (2.5 mol %) was the most efficient catalyst. Screening of ETMs showed that 1,4-benzoquinone (BQ) (10 mol %) in combination with iron phthalocyanine Fe(Pc) (2.5 mol %) gave the best activity. More electron-rich BQ derivatives, other metal complexes, or different loadings did not give any improvement of the yield of the desired product **3aa**. In addition, pyridine or DMSO as ligands did not increase the yield of the reaction and it was

found that 90 °C was the optimal temperature. A variety of solvents were then examined, but none of them was more efficient than acetic acid. Finally, our last efforts were focused on the number of equivalents of arene. Whereas 5, 7 or 9 equiv. did not affect the yield, 11 or 13 equiv. increased the yield to 61%. A further increase to 15 equiv. decreased the yield. With the current protocol using 13 equiv. of **1a**, **3aa** was isolated in 61% yield with complete retention of the leaving group and high levels of selectivity (*E:Z* = 20:1, *L:B* > 40:1).

Scheme 2. Aerobic Dehydrogenative Coupling (a) vs Biomimetic Aerobic Dehydrogenative Coupling (b).



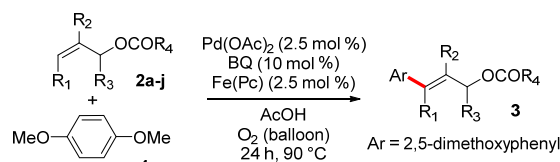
Scheme 3. Optimization of Reaction Conditions.¹⁰



The oxidative Heck coupling was then extended to other allyl ester derivatives, and the results are given in Table 1. First, different esters were tested under optimized conditions using arene **1a** (Table 1, entries 1-4). Allyl hexanoate, allyl benzoate and allyl cinnamate furnished products **3ab**, **3ac**, and **3ad**, respectively, in moderate to good yields. The selectivity for the attack of the aryl group at the terminal position was high. The effect of the substitution on the allyl moiety was next examined. Allyl esters bearing aliphatic chains next to the oxygen atom were also good alkenylating partners, giving **3ae-3ag** with high selectivities (Table 1, entries 5-7). Surprisingly, a phenyl substituent next to the oxygen reversed the *E:Z* ratio in favor of the *Z* isomer of **3ah** (Table 1, entry 8). For allyl acetate **2i**, the *L:B* ratio was affected (3:1) even if a significant preference for the desired cinnamyl product **3ai** was preserved

(Table 1, entry 9). Furthermore, when cinnamyl acetate was subjected to our experimental conditions, a mixture of linear and branched products **3aj** was isolated in high yield (Table 1, entry 10). Steric effects certainly play an important role in this coupling and it seems reasonable to expect that the phenyl moiety favors the external Pd insertion (Scheme 1).

Table 1. Biomimetic Aerobic Oxidative Dehydrogenative Coupling between various Allyl Esters **2 and 1,4-Dimethoxybenzene **1a**.^a**

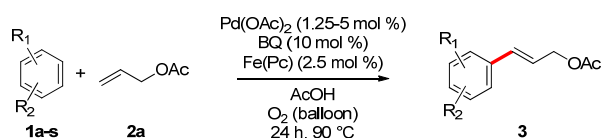


entry	allyl acetat	product ^c	Yield (%) ^b (<i>L:B</i>) ^e
1			61 (>40:1)
2			35 (19:1)
3			43 (13:1)
4			52 ^d (15:1)
5			43 (19:1)
6			59 ^d (25:1)
7			34 ^d (22:1)
8			58 (18:1)
9			49 (3:1)
10		 	76 (47:53)

^aUnless otherwise noted the reactions were carried out at 90 °C using **2** (0.30 mmol), **1a** (13 equiv), Pd(OAc)₂ (2.5 mol %), BQ (10 mol %), Fe(Pc) (2.5 mol %) in AcOH (1 mL) for 24 h under O₂ (balloon). ^bIsolated yield. ^c*E:Z* and *L:B* ratios determined using ¹H NMR analysis of isolated mixtures. ^dReaction performed in a mixture of AcOH/dioxane (0.5 mL/0.5 mL).

After evaluating the scope with allyl esters, we next applied this catalytic system to various arenes to demonstrate the efficiency and scope of the present method (Table 2). Gratifyingly, it should be noted that all products were obtained in high levels of selectivity (*E:Z* and *L:B* ratios). A series of 1,4-disubstituted arenes were coupled to produce the desired scaffolds in moderate to good yields. Symmetrical arenes gave a single isomer and the coupling was efficient with only a catalyst loading of 2.5 mol % for electron-rich arenes **1a-1b** (Table 2, entries 1-2). Electron-neutral or -poor arenes **1c-1e** were less reactive and required an increase to 5 mol % of Pd(OAc)₂

Table 2. Biomimetic Aerobic Oxidative Dehydrogenative Coupling between Allyl Acetate 2a and various Arenes 1.^a



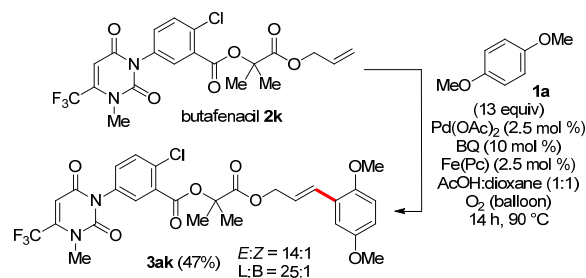
entry	product	R ₁	R ₂	Yield (%) ^b	α/β or $o/m/p$ ^c	<i>E:Z</i> ^c	L:B ^c
1	3aa	OMe	OMe	61 ^d	-	20:1	>40:1
2	3ba	OEt	OEt	55 ^d	-	17:1	25:1
3	3ca	Me	Me	52 ^e	-	18:1	>40:1
4	3da	H	H	44 ^{e, f}	-	31:1	24:1
5	3ea	Cl	Cl	16 ^e	-	24:1	>40:1
6	3fa	OMe	Me	56 ^d	90:10	20:1	25:1
7	3ga	OMe	Cl	50 ^e	84:16	23:1	33:1
8	3ha	OMe	Br	51 ^e	92:08	27:1	25:1
9	3ia	OMe	F	43 ^e	50:50	20:1	35:1
10	3ja	Me	Me	60 ^e	25:75	30:1	35:1
11	3ka	Cl	Cl	19 ^e	29:71	26:1	>40:1
12	3la	CH=CH=CH=CH		57 ^d	43:57	22:1	16:1
13	3ma	CH ₂ CH ₂ CH ₂ CH ₂		49 ^g	28:72	25:1	17:1
14	3na	CH ₂ CH ₂ CH ₂		55 ^d	46:54	23:1	30:1
15	3oa	OCH ₂ O		62 ^h	62:38	25:1	9:1
16	3pa	OMe	-	66 ^d	37:5:58	18:1	19:1
17	3qa	OEt	-	58 ^d	36:8:56	26:1	26:1
18	3ra	Cl	-	44 ^e	35:37:28	23:1	25:1
19	3sa	Br	-	34 ^e	33:37:30	21:1	24:1

^aFor reaction conditions, see Table 1. ^bIsolated overall yields of the *E/Z* and B isomers. ^cProduct ratios determined by ¹H NMR analysis of isolated mixtures. ^dPd(OAc)₂ (2.5 mol %). ^ePd(OAc)₂ (5 mol %). ^fReaction performed at 80 °C. ^gPd(OAc)₂ (3.75 mol %). ^hPd(OAc)₂ (1.25 mol %).

(Table 2, entries 3-5). We presume that the lower reactivity is due to the decreased nucleophilicity of the arene. Interestingly, a wide range of *p*-functionalized anisole derivatives underwent the coupling smoothly: either methyl, chloro, bromo or fluoro moieties were tolerated, giving **3fa-3ia** as a mixture of isomers in satisfying yields (Table 2, entries 6-9). Additionally, the reactivity of 1,2-difunctionalized arenes was also investigated. When *o*-xylene was allowed to react with allyl acetate, the desired cinnamyl derivative **3ja** was isolated in good yield whereas *o*-dichlorobenzene **1k** was less reactive (Table 2, entries 10-11). Under similar reaction conditions, other simple bicyclic substrates such as naphthalene, tetralin or indane reacted efficiently with allyl acetate, forming the corresponding derivatives **3la-3na** with moderate selectivities in good yields (Table 2, entries 12-14). Importantly, a very low palladium loading (1.25 mol %) was successfully employed with 1,3-benzodioxole **1o** as coupling partner, and, surprisingly, the sterically more hindered position was favored (Table 2, entry 15). Mono-substituted arenes **1p** and **1q** bearing an electron-donating group gave the desired alkenylated anisole **3pa** and phenetole **3qa**, respectively in good yields in a similar ratio of *o/m/p* regioisomers (Table 2, entries 16-17). Both chlorobenzene **1r** and bromobenzene **1s** were tolerated, providing valu-

able handles for further functionalization (Table 2, entries 18-19).

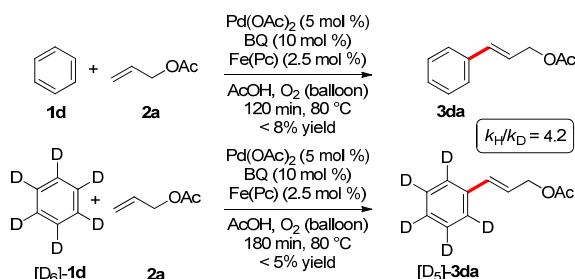
Scheme 4. Biomimetic Late Stage Arylation of Butafenacil.



Late-stage diversification of biologically active molecules is a unique method to easily elaborate analogous compounds with improved pharmacologic activity or for the detection of structure-activity relationships (SAR).^{2c} To this end, a late-stage arylation of butafenacil, which is a commercial herbicide mainly providing rapid knockdown of grass weeds, was performed. The corresponding functionalized analogue **3ak** was produced in reasonable yield (47%) (Scheme 4).

As documented previously, an electrophilic palladation pathway can be envisaged in the oxidative coupling between **1** and **2**.^{4, 5b} In order to confirm this mechanistic scenario, isotope effect studies were carried out. A significant kinetic isotope effect (KIE) of 4.2 was measured by comparing the initial rates for two parallel reactions between **1d** or [D₆]-**1d** and allyl acetate **2a**, revealing that the C-H bond cleavage of the aromatic ring is involved in the rate-determining step of the biomimetic coupling (Scheme 5).¹⁰ The high selectivity in favor of the cinnamyl derivative can be explained by a strong coordination between Pd and the carbonyl oxygen, locking the conformation after the olefin insertion and making possible only the β-H_a elimination (Scheme 1).^{7h} In our biomimetic approach, the fundamental step is the reoxidation of Pd⁰ to Pd^{II} (Scheme 2b). The catalyst is simply regenerated in its active form thanks to the involvement of catalytic amounts of BQ and Fe(Pc) as electron-transfer mediators in the presence of molecular oxygen at atmospheric pressure to finally complete the catalytic cycle.

Scheme 5. Evaluation of Deuterium Isotope Effect.



In conclusion, a selective biomimetic aerobic oxidative dehydrogenative coupling between simple arenes and allyl esters yielding cinnamyl derivatives has been developed. The major advantage of this method is that molecular oxygen at ambient pressure can be used as the oxidant. The aerobic system employed leads to milder reaction conditions and allows a lower catalyst loading. This transformation tolerates a wide range of arenes, and it was applied to a late stage arylation strategy.

ASSOCIATED CONTENT

Supporting Information

Experimental procedures and full characterization details including ¹H, ¹³C NMR and HRMS. This material is available free of charge via the Internet at <http://pubs.acs.org>.

AUTHOR INFORMATION

Corresponding Author

* E-mail: jeb@organ.su.se

Notes

The authors declare no competing financial interest.

ACKNOWLEDGMENT

Financial support from the European Research Council (ERC AdG 247014), The Swedish Research Council, and The Knut and Alice Wallenberg Foundation is gratefully acknowledged.

REFERENCES

- (1) For some recent examples, see: (a) Yokosaka, T.; Nakayama, H.; Nemoto, T.; Hamada, Y. *Org. Lett.* **2013**, *15*, 2978-2981. (b) Olsen, L. R.; Grillo, M. P.; Skonberg, C. *Chem. Res. Toxicol.* **2011**, *24*, 992-1002. (c) Kurata, H.; Otsuki, K.; Kusumi, K.; Kurono, M.; Terakado, M.; Seko, T.; Mizuno, H.; Ono, T.; Hagiya, H.; Minami, M.; Nakade, S.; Habashita, H. *Bioorg. Med. Chem. Lett.* **2011**, *21*, 1390-1393. (d) Chen, J.-J.; Chen, P.-H.; Liao, C.-H.; Huang, S.-Y.; Chen, I.-S. *J. Nat. Prod.* **2007**, *70*, 1444-1448.
- (2) For selected recent reviews, see: (a) Zhou, L.; Lu, W. *Chem. Eur. J.* **2014**, *20*, 634-642. (b) Wu, Y.; Wang, J.; Mao, F.; Kwong, F. K. *Chem. Asian. J.* **2014**, *9*, 26-47. (c) Peng, B.; Maulide, N. *Chem. Eur. J.* **2013**, *19*, 13274-13287. (d) Wencel-Delord, J.; Glorius, F. *Nature Chem.* **2013**, *5*, 369-375. (e) Li, B.; Dixneuf, P. H. *Chem. Soc. Rev.* **2013**, *42*, 5744-5767. (f) Shang, X.; Liu, Z.-Q. *Chem. Soc. Rev.* **2013**, *42*, 3253-3260. (g) Chen, D. Y.-K.; Youn, S. W. *Chem. Eur. J.* **2012**, *18*, 9452-9474. (h) Kuhl, N.; Hopkinson, M. H.; Wencel-Delord, J.; Glorius, F. *Angew. Chem. Int. Ed.* **2012**, *51*, 10236-10254. (i) Yamaguchi, J.; Yamaguchi, A. D.; Itami, K. *Angew. Chem. Int. Ed.* **2012**, *51*, 8960-9009. (j) Neufeldt, S. R.; Sanford, M. S. *Acc. Chem. Res.* **2012**, *45*, 936-946. (k) Yeung, C. S.; Dong, V. M. *Chem. Rev.* **2011**, *111*, 1215-1292.
- (3) For seminal work, see: (a) Fujiwara, Y.; Moritani, I.; Danno, S.; Asano, R.; Teranishi, S. *J. Am. Chem. Soc.* **1969**, *91*, 7166-7169. (b) Moritani, I.; Fujiwara, Y. *Tetrahedron Lett.* **1967**, *8*, 1119-1122.
- (4) For an excellent review, see: Le Bras, J.; Muzart, J. *Chem. Rev.* **2011**, *111*, 1170-1214.
- (5) For some selected very recent examples, see: (a) Wen, Z.-K.; Xu, Y.-H.; Loh, T.-P. *Chem. Sci.* **2013**, *4*, 4520-4524. (b) Babu, B. P.; Meng, X.; Bäckvall, J.-E. *Chem. Eur. J.* **2013**, *19*, 4140-4145. (c) Ma, W.; Ackermann, L. *Chem. Eur. J.* **2013**, *19*, 13925-13928. (d) Dai, H.-X.; Li, G.; Zhang, X.-G.; Stepan, A. F.; Yu, J.-Q. *J. Am. Chem. Soc.* **2013**, *135*, 7567-7571. (e) Moon, Y.; Kwon, D.; Hong, S. *Angew. Chem. Int. Ed.* **2012**, *51*, 11333-11336. (f) Shi, Z.; Schröder, N.; Glorius, F. *Angew. Chem. Int. Ed.* **2012**, *51*, 8092-8096. (g) Pankajakshan, S.; Xu, Y.-H.; Chang, J. K.; Low, M. T.; Loh, T.-P. *Angew. Chem. Int. Ed.* **2012**, *51*, 5701-5705. (h) Vasseur, A.; Harakat, D.; Muzart, J.; Le Bras, J. *J. Org. Chem.* **2012**, *77*, 5751-5758. (i) Gigant, N.; Gillaizeau, I. *Org. Lett.* **2012**, *14*, 3304-3307. (j) Garcia-Rubia, A.; Urones B.; Arrayás, R. G.; Carretero, J. C. *Angew. Chem. Int. Ed.* **2011**, *50*, 10927-10931. (k) Wang, D.-H.; Engle, K. M.; Shi, B.-F.; Yu, J.-Q. *Science* **2010**, *327*, 315-319.
- (6) Poli, G.; Prestat, G.; Liron, F.; Kammerer-Pentier, C. *Top. Organomet. Chem.* **2012**, *38*, 1-64.
- (7) For successful approaches, see: (a) Yao, B.; Liu, Y.; Wang, M.-K.; Li, J.-H.; Tang, R.-Y.; Zhang, X.-G.; Deng, C.-L. *Adv. Synth. Catal.* **2012**, *354*, 1069-1076. (b) Zhang, Y.; Li, Z.; Liu, Z.-Q. *Org. Lett.* **2012**, *14*, 226-229. (c) Li, Z.; Zhang, Y.; Liu, Z.-Q. *Org. Lett.* **2012**, *14*, 74-77. (d) Shang, X.; Xiong, Y.; Zhang, Y.; Zhang, L.; Liu, Z. *Synlett* **2012**, 259-262. (e) Pan, D.; Jiao, N. *Synlett* **2010**, 1577-1588. (f) Pan, D.; Yu, M.; Chen, W.; Jiao, N. *Chem. Asian. J.* **2010**, *5*, 1090-1093. (g) Su, Y.; Jiao, N. *Org. Lett.* **2009**, *11*, 2980-2983. (h) Pan, D.; Chen, A.; Su, Y.; Zhou, W.; Li, S.; Jia, W.; Xia, J.; Liu, Q.; Zhang, L.; Jiao, N. *Angew. Chem. Int. Ed.* **2008**, *47*, 4729-4732.
- (8) (a) Volla, C. M. R.; Bäckvall, J.-E. *Angew. Chem. Int. Ed.* **2013**, *52*, 14209-14213. (b) Gigant, N.; Bäckvall, J.-E. *Chem. Eur. J.* **2013**, *19*, 10799-10803. (c) Endo, Y.; Bäckvall, J.-E. *Chem. Eur. J.* **2012**, *18*, 13609-13613. (d) Babu, B. P.; Endo, Y.; Bäckvall, J.-E. *Chem. Eur. J.* **2012**, *18*, 11524-11527. (e) Endo, Y.; Bäckvall, J.-E. *Chem. Eur. J.* **2011**, *17*, 12596-12601. (f) Persson, A. K. Å.; Bäckvall, J.-E. *Angew. Chem. Int. Ed.* **2010**, *49*, 4624-4627. (g) Piera, J.; Persson, A.; Caldenty, X.; Bäckvall, J.-E. *J. Am. Chem. Soc.* **2007**, *129*, 14120-14121.
- (9) For a recent review, see: Piera, J.; Bäckvall, J.-E. *Angew. Chem. Int. Ed.* **2008**, *47*, 3506-3523.
- (10) See the Supporting Information for more details.

Authors are required to submit a graphic entry for the Table of Contents (TOC) that, in conjunction with the manuscript title, should give the reader a representative idea of one of the following: A key structure, reaction, equation, concept, or theorem, etc., that is discussed in the manuscript. Consult the journal's Instructions for Authors for TOC graphic specifications.

